

Polarization Maintaining fiber Collimator (PMCOLL)

Description

The Polarization Maintaining fiber collimator is the basic element for PM fiber optics components, it characterized with low IL, high return loss, high extinction ratio.

Key Features

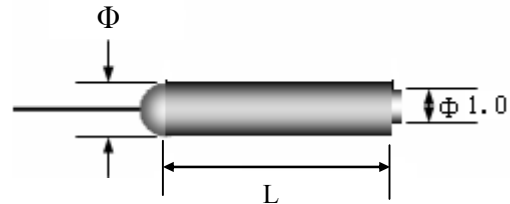
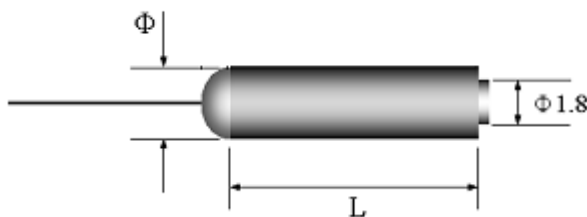
- Low insertion loss
- High extinction ratio
- Excellent stability and reliability

Applications

- PM fiber optics components
- Laboratory R&D



Mechanical Dimension



Specifications

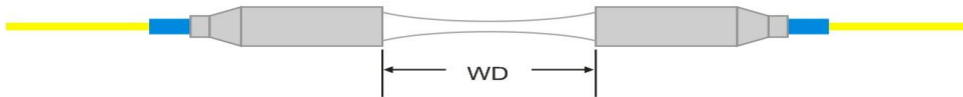
Parameter	Type	Unit	Polarization Maintaining fiber Collimator						
			630	780	850	980	1060	1310	1550
Center wavelength		nm	630	780	850	980	1060	1310	1550
Operating bandwidth		nm	±15	±15	±20	±20	±20	±40	±40
Insertion loss at WD		dB	≤1.0	≤0.8	≤0.55	≤0.50	≤0.50	≤0.35	≤0.30
Extinction ratio		dB	≥20			≥23			
Return loss		dB	≥50						
Working distance		mm	5 or Customer Request						
Handling power		mW	≤300 or Customer Request					≤500 or Customer Request	
Fiber type		/	PM Panda Fiber						
Operating temperature		°C	-5~+70						
Storage temperature		°C	-40~+85						
Dimensions		mm	glass tube: Φ2.78×L8, Φ2.85×L8 or Φ1.7×L6						
			gilded tube: Φ3.2×L10 or Φ1.4×L5.2						

* IL is 0.3dB (1310~1550nm) or 0.50dB (980~1060) or 0.80dB (780~850) or 1.50dB (630) higher, RL is 5dB lower and ER is 2dB (1310~1550nm, 980~1060nm) or 3dB (780~850nm, 630nm) lower for each connector added. The default connector key is aligned to slow axis.

Product information is subject to change without notice.

* The Spec. just for single fiber collimator, Dual fiber collimator will be discussed

* Working Distance (WD) is defined below:



Ordering Information

PMCOLL-X-X-XXX-X-X-X-XX/XXX-XX*XX

- Package: 3.2×10, 2.85×8, 2.78×8 etc.
- Connector: FC/UPC, FC/APC etc.
- Fiber Code
- Pigtail Type: 0=250μm, 1=900μm, 4=others
- Working Distance: 5mm, 20mm etc.
- Operating Wavelength: 1064nm etc.
- Lens Type: C=C-Lens, O=Other
- S=Single fiber, D=Dual fiber (Customer Request two fiber align)